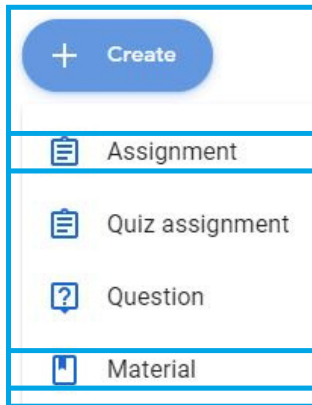


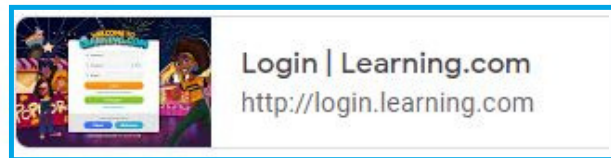
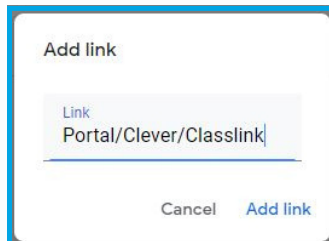
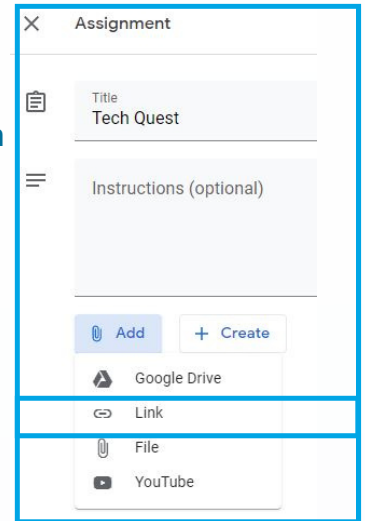
Google Classroom

Give students access to Tech Quest by creating an external link.



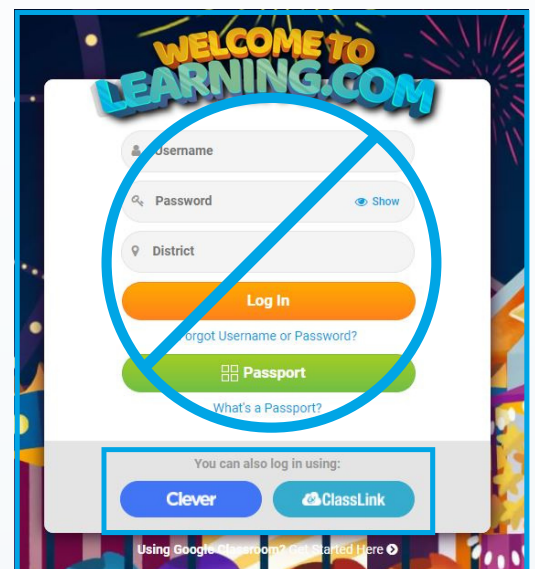

To create an external link:

- In the Classwork tab, click the **Create** button
- Select **Assignment or Material**
- Enter a **Title** (E.g. Tech Quest)
- Select the **Add Button**
- Select **Link** from the dropdown
- Enter your **Portal, Clever, Classlink,** or **login.learning.com URL**
- Click the **Add Link** button



If you link to <https://login.learning.com>
Students will just click the Clever or Classlink button

If you link to your district's Clever Page
Students will click the Learning.com icon
Then the Clever button on the login page



ABOUT LEARNING.COM

Learning.com's digital literacy curriculum enables schools to develop students' technology skills throughout core instruction.